

FALL RYE

Variety	Hybrid or OP Variety	Most Recent Year of Testing	Overall Station Years of Testing	Overall Yield	Yield Category (% Hazlet)			Agronomic Characteristics:				
					Low < 95 (bu/ac)	High ≥ 95 (bu/ac)	Winter Survival	Test Weight (lb/bu)	TKW (g)	Falling Number (sec)	Height (cm)	Resistance to Lodging
Yield and agronomic data only directly comparable to Hazlet												
Hazlet (bu/ac)				93	66	120						
Hazlet	OP	2022-23	78	100	100	100	EX	59	38	168	106	VG
Brassetto	Hybrid	2015-16	20	123	XX	122	EX	59	35	267	96	VG
KWS Bono	Hybrid	2022-23	48	137	136	137	EX	59	34	250	94	VG
KWS Daniello † ☺*	Hybrid	2018-19	18	125	122	126	VG	59	35	271	94	VG
KWS Receptor ☺	Hybrid	2022-23	16	130	120	150	EX	59	33	233	93	VG
KWS Sandor ☺	Hybrid	2022-23	16	127	119	142	EX	59	33	248	95	VG
KWS Serafino ☺*	Hybrid	2022-23	31	132	130	135	EX	59	34	275	96	VG
KWS Trebiano ☺*	Hybrid	2022-23	31	130	128	132	EX	59	36	250	99	VG
Prima	OP	2022-23	69	87	83	91	EX	58	33	208	118	G

Remarks: For explanations on data summarization methods and other information, please see the comments in the introduction to the regional variety trials. *Limited KWS Receptor and KWS Sandor data for the high yield category (n=5), please use this data with caution as yields can change substantially across multiple growing conditions. All other data published in the table is based upon at least six site-years of data collected over two growing seasons. Hazlet has lower viscosity which improves feed performance in monogastric livestock. Fall rye is generally more cold tolerant than winter wheat and winter triticale. The long term average heading and maturity dates for Hazlet are June 1 and Aug. 6, respectively. All fall rye varieties are similar for heading and maturity and are considered early. Sprouting is a major factor in marketing rye for milling and is generally measured using the Hagberg falling number test and is measured in seconds. Typically, a falling number of 180 seconds or greater is preferred by the rye milling market. Falling number is heavily influenced by moisture around harvest time so producers should ensure that rye is harvested in a timely manner, similar to wheat crops. There is considerable variation in fall rye varieties for falling number that should be considered if milling markets are targeted. All fall rye is susceptible to ergot, however KWS Daniello, KWS Serafino, KWS Trebiano, KWS Receptor and KWS Sandor have reduced susceptibility for natural ergot infection. AFSC crop insurance deadlines for seeding fall rye is September 20, north of the Bow River and September 30, south of the Bow River. ☺* = PBR application filed and subject to provisional protection. XX - Insufficient data to describe. † Flagged for possible removal in 2025.

FEED AND FOOD BARLEY

Variety	2 or 6 row	Awn Type	Most Recent Year of Testing	Overall Station Years of Testing	Yield Category (% AAC Synergy)			Agronomic Characteristics:						Disease Tolerance:						
					Over-all Yield	Low < 113 (bu/ac)	High ≥ 113 (bu/ac)	Maturity Rating (Days +/- AAC Synergy)	Test Weight (lb/bu)	TKW (g)	Height (cm)	Resistance to Lodging	Loose Smut	Other Smuts	Scald	Net Blotch:				
																Spot form	Net form	Spot Blotch	FHB	
GENERAL PURPOSE																				
Yield and agronomic data only directly comparable to AAC Synergy																				
AAC Synergy (bu/ac)					124	86	146													
AAC Synergy 🌱	2	R	2023	131	100	100	100	93	53	49	81	F	S	I	S	R	MR	R	I	
AAC Lariat 🌱*	2	R	2023	35	106	99	108	1	53	48	80	F	R	R	S	MR	R	I	MS	
AB Advantage 🌱	6	S	2020	32	104	100	106	2	52	48	102	G	MR	I	I	I	MS	I	S	
AB Cattelac 🌱	6	SS	2021	29	98	93	100	0	52	42	90	G	I	R	I	MR	MS	R	S	
AB Hague 🌱	2	R	2022	38	106	106	106	3	53	48	86	G	MR	R	I	I	I	I	MR	
AB Maximizer 🌱*	2	R	2023	21	104	XX	106	2	53	46	82	G	I	R	I	I	I	I	I	
AB Prime 🌱*	2	R	2023	39	107	109	107	1	53	48	86	G	S	R	I	I	MR	I	I	
AB Standswell 🌱*	6	S	2023	21	107	XX	108	2	50	39	77	F	MS	R	MS	I	MR	MR	S	
AB Tofield 🌱	6	S	2021	24	104	102	105	1	52	43	84	G	MR	MR	I	I	MS	I	S	
AB Wrangler 🌱	2	R	2021	30	103	106	101	2	53	48	81	F	MS	MR	MS	I	I	MR	MR	
Altorado 🌱	2	R	2019	60	106	105	106	1	53	46	78	G	MR	MR	S	I	S	S	I	
Amisk † 🌱	6	SS	2015	32	99	97	101	1	50	43	71	VG	S	MS	I	MR	I	MR	S	
Bighorn 🌱*	2	R	2022	38	108	112	106	1	54	51	86	F	I	R	S	I	I	I	I	
Brahma 🌱	2	R	2014	67	105	104	106	1	54	44	76	G	MS	R	S	I	I	S	I	
Canmore 🌱	2	R	2015	33	99	97	101	1	53	46	75	G	R	R	MR	MR	MS	I	I	
Cantu 🌱*	2	R	2022	38	111	117	109	3	54	51	85	G	I	R	S	I	I	I	I	
CDC Austenson 🌱	2	R	2023	101	100	94	103	2	54	49	81	G	S	R	S	R	MS	MR	I	
CDC Coalition 🌱	2	R	2009	42	101	100	102	2	54	44	76	G	R	MR	S	MR	S	I	I	
CDC Cowboy 🌱	2	R	2008	61	88	89	88	2	53	52	105	F	MS	MR	MS	MR	I	I	MR	
CDC Durango 🌱*	2	R	2023	41	106	98	109	2	54	50	79	VG	S	R	MS	MS	MR	I	I	
CDC Maverick 🌱	2	S	2013	31	88	84	92	2	55	52	100	F	S	R	MS	MR	I	I	MR	
CDC Renegade 🌱	2	S	2022	26	102	109	97	4	52	52	90	F	I	MR	S	MR	I	MS	MR	
CDC Trey †	2	R	2009	88	97	96	98	0	53	47	82	G	MS	R	MS	R	I	I	I	
Claymore 🌱	2	R	2017	72	106	104	107	2	53	44	80	G	S	R	S	I	S	MS	MR	
CONLON 🌱	2	S	2007	53	87	85	89	-3	53	49	82	G	I	I	S	MR	I	S	MR	
Esmā 🌱* vUA	2	R	2022	26	110	114	107	3	52	51	69	VG	NT	NT	NT	NT	NT	NT	NT	
Ferguson 🌱*	2	R	2023	41	108	109	108	1	54	47	80	G	S	R	S	MS	MS	S	I	
Gadsby † 🌱	2	R	2012	34	105	106	104	1	54	48	85	F	R	R	R	MR	MS	S	I	
Ibex 🌱*	2	R	2022	38	106	108	105	2	54	52	85	G	S	R	S	I	I	I	I	
KWS Kellie 🌱* vUA	2	R	2022	26	114	121	110	5	52	50	66	VG	NT	NT	NT	NT	NT	NT	NT	
Oreana 🌱	2	R	2019	72	104	101	105	3	54	48	64	VG	S	R	S	MR	S	I	S	
Sirish 🌱	2	R	2020	48	106	106	106	2	53	46	72	VG	S	R	MR	MS	MS	MS	MS	
Sundre † 🌱	6	S	2007	51	105	102	108	2	52	40	88	G	MS	R	R	I	S	I	S	
Torbellino †	2	R	2022	26	102	107	99	4	52	50	71	G	S	R	I	MS	MS	MS	S	

Remarks: For explanations on data summarization methods, abbreviations and other pertinent information, please see the comments in the introduction to the regional variety trials. In 2023, the check cultivar was changed to AAC Synergy. All previously tested varieties were adjusted relative to AAC Synergy based on the relative difference between CDC Copeland and AAC Synergy since 2015. Varieties rated Intermediate (I) to Susceptible (S) for smuts should be treated with a systemic seed treatment to reduce the potential for infection. New registrations and insufficient data to describe: AAC Stockton (TR20270), AS Lafleur (CL010-018,138), AS Manon (CL011-011,032), and Richer. 🌱 = PBR Protection under UPOV 78, 🌱 = PBR protection under UPOV 91, 🌱* = PBR application filed and subject to provisional protection, and vUA = Variety Use Agreement applied (<http://seeds-canada.ca/variety-use-agreement/>). XX - Insufficient data to describe. NT - Not tested for disease until a full rating is generated assume that the variety is very susceptible to the disease. Disease ratings for some NT lines will be reviewed and approved at the Prairie Recommending Committee for Oat and Barley meetings in February 2024. Approved ratings will be posted online at seed.ab.ca. † Flagged for possible removal in 2025.

MALTING BARLEY

2 or 6 row	Awn Type	Glycosidic Nitriles Trait	Most Recent Year of Testing	Overall Station Years of Testing	Overall Yield	Yield Category (% AAC Synergy)			Agronomic Characteristics:				
						Low < 113 (bu/ac)	High ≥ 113 (bu/ac)	Maturity Rating (Days +/- AAC Synergy)	Test Weight (lb/bu)	TKW (g)	Height (cm)	Resistance to Lodging	
Yield and agronomic data only directly comparable to AAC Synergy						124	86	146					
AAC Synergy ☼	2	R	normal	2023	131	100	100	100	93	53	49	81	F
AAC Connect ☼	2	R	normal	2019	48	97	98	96	0	53	50	82	G
AAC Prairie ☼	2	R	normal	2023	33	97	96	98	0	53	47	80	F
AB BrewNet ☼	2	R	normal	2023	50	100	96	102	3	52	47	88	G
AC Metcalfe	2	R	normal	2023	103	91	89	92	0	53	46	81	F
CDC Bow ☼	2	R	normal	2016	38	97	98	96	1	52	45	79	VG
CDC Churchill ☼	2	R	normal	2023	42	103	101	104	2	53	46	77	G
CDC Copeland	2	R	normal	2023	88	95	92	96	1	52	47	86	F
CDC Copper ☼	2	R	normal	2020	32	104	113	102	0	52	46	78	G
CDC Fraser ☼	2	R	normal	2017	37	102	103	101	1	52	46	78	G
CDC Goldstar ☼	2	R	normal	2019	34	104	105	103	0	54	46	88	G
CDC PlatinumStar † ☼	2	R	normal	2016	38	99	101	96	1	54	46	84	F
Cerveza † ☼	2	R	normal	2011	39	102	101	102	1	52	43	76	F
Legacy †	6	SS	normal	2007	55	95	93	97	-1	50	37	84	G
*RGT Asteroid ☼ VUA *	2	R	non-GN	2023	21	103	XX	105	4	52	50	68	VG
*RGT Planet ☼ VUA *	2	R	normal	2023	27	103	104	103	3	52	51	72	G

Remarks: For explanations on data summarization methods, abbreviations and other pertinent information, please see the comments in the introduction to the Regional Variety Trials. In 2023, the check cultivar was changed to AAC Synergy. All previously tested varieties were adjusted relative to AAC Synergy based on the relative difference between CDC Copeland and AAC Synergy since 2015. New registrations and insufficient data to describe: AB Dram (TR41617). Glycosidic nitriles (GN) is a precursor to ethyl carbamate, a compound that is a concern in the fermentation process but becomes an amplified concern in the distilling process. The Canadian Malting Barley Technical Centre (CMBTC) evaluates and recommends malting barley varieties for industry acceptance. Please refer to the 2023-2024 CMBTC Recommended Malt Barley Variety List for more information. *These varieties are recognized as malts in other jurisdictions but were not registered through the Prairie Recommending Committee for Oat and Barley (PRCOB) and therefore, have not been designated as a Canadian Grain Commission - Barley, Canada Western Malting variety. ☼ = PBR Protection under UPOV 78, ☼ = PBR protection under UPOV 91, * = PBR application filed and subject to provisional protection, and VUA = Variety Use Agreement applied (<http://seeds-canada.ca/variety-use-agreement/>). † Flagged for possible removal in 2025.

MALTING BARLEY – CONTINUED

	Disease Tolerance:						
	Loose Smut	Other Smuts	Scald	Net Blotch:		Spot Blotch	FHB
Spot form				Net form			
Agronomic data only directly comparable to AAC Synergy							
AAC Synergy ☼	S	I	S	R	MR	R	I
AAC Connect ☼	S	R	S	MR	I	MR	MR
AAC Prairie ☼	S	MR	MS	I	MR	I	I
AB BrewNet ☼	MS	MR	I	I	MS	I	MR
AC Metcalfe	R	I	S	I	S	I	I
CDC Bow ☼	S	I	MS	MR	S	I	I
CDC Churchill ☼	MS	MR	S	MR	MR	I	MS
CDC Copeland	MS	I	S	I	I	S	I
CDC Copper ☼	I	MR	MR	MR	MR	I	MS
CDC Fraser ☼	R	MR	MS	MR	MR	R	I
CDC Goldstar ☼	I	R	S	MR	I	I	MS
CDC PlatinumStar † ☼	S	R	S	MR	I	S	MR
Cerveza † ☼	R	R	S	MR	MS	R	I
Legacy †	I	MR	S	MR	S	MR	MS
*RGT Asteroid ☼ VUA *	NT	NT	NT	NT	NT	NT	NT
*RGT Planet ☼ VUA *	NT	NT	NT	NT	NT	NT	NT





Remarks: For explanations on data summarization methods, abbreviations and other pertinent information, please see the comments in the introduction to the Regional Variety Trials. Varieties rated Intermediate (I) to Susceptible (S) for smuts should be treated with a systemic seed treatment to reduce the potential for infection. ☼ = PBR Protection under UPOV 78, ☼ = PBR protection under UPOV 91, * = PBR application filed and subject to provisional protection, and VUA = Variety Use Agreement applied (<http://seeds-canada.ca/variety-use-agreement/>). NT - Not tested for disease until a full rating is generated assume that the variety is very susceptible to the disease. Disease ratings for some NT lines will be reviewed and approved at the Prairie Recommending Committee for Oat and Barley meetings in February 2024. Approved ratings will be posted online at seed.ab.ca. † Flagged for possible removal in 2025.



OATS

Variety	Most Recent Year of Testing	Overall Station Years of Testing	Overall Yield	Yield Category (% CS Camden)		Agronomic Characteristics:						
				Low < 115 (bu/ac)	High ≥ 115 (bu/ac)	Maturity Rating (Days +/- CS Camden)	Test Weight (lb/bu)	TKW (g)	Height (cm)	Resistance to Lodging	Tolerance to Smuts	
MILLING												
Yield and agronomic data only directly comparable to CS Camden												
CS Camden (bu/ac)			124	88	150							
CS Camden ☺	2023	90	100	100	100	98	40	41	99	VG	I	
AAC Anthony ☺*	2023	24	106	106	106	3	39	46	104	G	R	
AAC Douglas ☺	2021	21	101	99	102	2	39	43	101	G	R	
AAC Neville ☺*	2023	24	103	105	101	3	41	41	94	VG	R	
AAC Wesley ☺	2023	29	99	99	99	1	40	40	93	G	R	
AC Morgan	2023	56	106	104	107	3	41	43	105	VG	I	
CDC Anson ☺*	2023	25	102	103	101	3	40	41	87	VG	R	
CDC Arborg ☺	2023	38	106	106	106	0	41	39	108	G	R	
CDC Endure ☺	2020	33	106	104	106	0	41	41	105	G	R	
CDC Ruffian † ☹	2019	48	100	103	98	4	41	40	97	F	R	
Kalio ☺	2023	17	97	91	100	1	40	39	97	G	NT	
Kyron ☺	2023	22	107	105	107	1	40	39	98	G	NT	
ORe 3542M ☺	2019	28	94	95	94	2	40	42	97	VG	R	
ORe Level48 ☺	2023	17	91	85	96	0	40	41	98	G	R	
FEED												
AC Mustang	2019	51	103	105	102	3	43	41	120	G	I	
CDC Nasser	2013	24	108	112	101	4	37	38	103	G	MR	
FORAGE												
CDC Baler	2006	19	90	92	88	4	39	43	110	XX	S	
CDC Haymaker ☺	2015	22	95	98	88	4	39	46	111	F	MR	


Remarks: For explanations on data summarization methods, abbreviations and other pertinent information, please see the comments in the introduction to the regional variety trials. Varieties rated Intermediate (I) to Susceptible (S) for the smuts should be treated with a systemic seed treatment to reduce the potential for infection. New registration and insufficient data to describe: CDC Byer (OT3115) and ORe BOOST (OT6037). ☹ = PBR Protection under UPOV 78, ☺ = PBR Protection under UPOV 91, and ☺* = PBR application filed and subject to provisional protection. NT - Not tested for disease, until a full rating is generated assume that is variety is very susceptible to the disease. XX - Insufficient data to describe.


SPRING TRITICALE

Variety	Most Recent Year of Testing	Overall Station Years of Testing	Yield Category (% Brevis)		Agronomic Characteristics:						Disease Tolerance:			
			Overall Yield	Low < 101 (bu/ac)	High ≥ 101 (bu/ac)	Maturity Rating (Days +/- Brevis)	Test Weight (lb/bu)	TKW (g)	Height (cm)	Resistance to:		Stripe Rust	Bunt	Fusarium Head Blight
				Lodg- ing	Sprout- ing									
Yield and agronomic data only directly comparable to Brevis														
Brevis (bu/ac)			107	75	139									
Brevis	2023	126	100	100	100	107	60	46	93	G	F	MR	R	I
AAC Delight	2018	31	97	95	98	1	58	49	96	G	P	R	R	I
AB Stampedor 	2023	38	94	94	95	-2	58	47	93	G	F	R	R	MS
Bunker 	2009	49	71	XX	XX	0	57	48	112	F	F	MR	R	I
Pronghorn	2011	35	95	94	96	0	56	47	107	G	F	MR	R	MR
Sunray	2013	33	89	92	85	-1	57	45	98	VG	F	MR	R	MS
Taza 	2013	33	88	90	84	1	57	47	106	G	F	MR	R	S
Tyndal 	2020	23	91	84	96	1	58	42	99	G	P	MR	R	MS

Remarks: For explanations on data summarization methods and other information, please see the comments in the introduction to the regional variety trials. Brevis yields about 25% more than CWRS wheat in areas of adaptation. AB Stampedor, AAC Delight, Bunker, Taza and Tyndal have heads with reduced-awns which may be beneficial when harvested as forage or silage. All varieties are susceptible to ergot. Current testing does not suitably differentiate genetically controlled resistance to ergot infection (varietal differences) from other factors such as weather, crop development stage, inoculum load and management.  = PBR Protection under UPOV 78,  = PBR protection under UPOV 91. XX- Insufficient data to describe.

CANADA NORTHERN HARD RED WHEAT

Variety	Most Recent Year of Testing	Overall Station Years of Testing	Yield Category (% AAC Brandon):			Agronomic Characteristics:								Disease Tolerance:		
			Overall Yield	Low < 77 (bu/ac)	High ≥ 77 (bu/ac)	Maturity Rating (Days +/- AAC Brandon)	Protein (%)	Test Weight (lb/bu)	TKW (g)	Height (cm)	Awns (Y/N)	Resistance to:		Bunt	Stripe Rust	FHB
Yield and agronomic data only directly comparable to AAC Brandon																
AAC Brandon (bu/ac)			78	59	96											
AAC Brandon 	2023	112	100	100	100	104	14.0	63	39	84	Y	G	P	S	MR	MR
AC Foremost	2019	37	103	100	105	-1	-1.6	62	42	75	Y	VG	F	R	S	S

Remarks: For explanations on data summarization methods, abbreviations and other pertinent information, please see the comments in the introduction to the regional variety trials. Fusarium Head Blight (FHB) infection is highly influenced by the environment and heading date. Under high levels of FHB all varieties will sustain damage, Moderately Resistant (MR) and Resistant (R) ratings for FHB do not equate to immunity. Varieties rated Intermediate (I) to Susceptible (S) for bunt should be treated with a systemic seed treatment to reduce the potential for infection.  = PBR Protection under UPOV 78.

CANADA PRAIRIE SPRING RED WHEAT

Variety	Most Recent Year of Testing	Overall Station Years of Testing	Yield Category (% AAC Brandon)			Agronomic Characteristics:								Disease Tolerance:		
			Overall Yield	Low < 77	High ≥ 77	Relative Maturity (Days +/- AAC Brandon)	Protein (%)	Test Weight (lb/bu)	TKW (g)	Height (cm)	Awns (Y/N)	Resistance to:		Bunt	Stripe Rust	FHB
				(bu/ac)	(bu/ac)							Lodging	Sprouting			
Yield and agronomic data only directly comparable to AAC Brandon																
AAC Brandon (bu/ac)			80	58	95											
AAC Brandon 🌾	2023	204	100	100	100	104	14.0	63	39	84	Y	G	P	S	MR	MR
5700PR 🌾	2004	117	102	XX	XX	-1	-1.3	62	42	85	Y	VG	F	R	S	MS
AAC Crossfield + 🌾	2017	37	105	105	105	-1	-1.4	62	42	85	Y	G	P	I	R	I
AAC Goodwin 🌾	2023	23	105	107	105	-1	-0.7	65	39	85	Y	VG	VG	MS	R	I
AAC Penhold 🌾	2023	91	102	98	103	0	-0.7	64	43	77	Y	VG	VG	R	I	MR
AAC Perform 🌾*	2023	30	105	100	107	2	-1.6	63	40	88	Y	G	P	I	MR	MS
AAC Rimbey VB 🌾*	2023	34	106	97	109	0	-2.1	63	44	85	Y	G	VG	I	R	I
AAC Westlock 🌾*	2023	34	106	100	108	1	-1.3	64	44	86	Y	G	G	R	R	MR
Accelerate 🌾* VUA	2022	45	106	102	108	0	-1.1	63	35	80	Y	G	P	S	R	I
CDC Reign 🌾	2022	33	102	98	105	2	-0.9	63	38	86	Y	VG	VG	S	I	I
SY Rorke 🌾	2021	32	105	101	107	1	-1.4	62	36	85	Y	F	F	MS	S	I
UA Forefront 🌾*	2023	30	102	98	104	2	-1.1	63	43	82	Y	VG	F	I	R	MS

Remarks: For explanations on data summarization methods, abbreviations and other pertinent information, please see the comments in the introduction to the regional variety trials. Errors were discovered in calculations of historical sprouting ratings; corrected sprouting ratings are now reported. Fusarium Head Blight (FHB) infection is highly influenced by the environment and heading date. Under high levels of FHB all varieties will sustain damage. Moderately Resistant (MR) and Resistant (R) ratings for FHB do not equate to immunity. Varieties rated Intermediate (I) to Susceptible (S) for bunt should be treated with a systemic seed treatment to reduce the potential for infection. VB - designates a varietal blend to preserve the Sm1 orange wheat blossom midge tolerance gene. 🌾 = PBR Protection under UPOV 78, 🌾 = PBR protection under UPOV 91, 🌾* = PBR application filed and subject to provisional protection, and VUA = Variety Use Agreement applied seeds-canada.ca/variety-use-agreement/ XX - Insufficient data to describe. † Flagged for possible removal in 2025.

CANADA WESTERN AMBER DURUM WHEAT

Variety	Most Recent Year of Testing	Overall Station Years of Testing	Yield Category (% Strongfield)			Agronomic Characteristics:							Disease Tolerance:		
			Overall Yield	Low < 77 (bu/ac)	High ≥ 77 (bu/ac)	Maturity Rating (Days +/- Strongfield)	Protein (%)	Test Weight (lb/bu)	TKW (g)	Height (cm)	Resistance to:		Bunt	Stripe Rust	Fusarium Head Blight
											Lodging	Sprouting			
Yield and agronomic data only directly comparable to Strongfield															
Strongfield (bu/ac)			68	54	100										
Strongfield [†] [Ⓢ]	2023	180	100	100	100	107	14.5	62	44	86	F	F	MR	MR	S
AAC Antler [Ⓢ] *	2023	33	102	104	100	1	0.2	63	42	87	F	F	R	R	MS
AAC Congress [Ⓢ]	2017	18	102	101	102	1	-0.5	63	44	86	P	F	R	R	MS
AAC Donlow [Ⓢ]	2023	22	109	111	106	1	-0.5	62	43	86	G	G	R	R	MS
AAC GoldNet [Ⓢ]	2022	24	108	108	109	1	0.0	62	43	90	G	G	R	R	S
AAC Grainland [Ⓢ]	2020	11	97	97	XX	1	-0.5	62	43	86	F	G	R	R	MS
AAC Schrader [Ⓢ] *	2023	19	110	110	111	1	-0.2	62	43	90	G	F	MR	R	I
AAC Spitfire [†] [Ⓢ]	2016	21	98	98	XX	0	-0.6	61	46	83	G	F	R	R	S
AAC Stronghold [Ⓢ]	2023	29	104	101	108	0	-0.5	62	45	83	VG	G	I	MR	MS
AAC Succeed VB [Ⓢ]	2019	11	103	105	XX	0	0.0	63	45	88	F	F	R	I	MS
AAC Weyburn VB [Ⓢ] *	2022	28	107	110	102	1	-0.8	62	43	85	F	F	R	R	MS
Brigade [Ⓢ]	2020	75	102	102	100	2	-0.6	62	44	93	F	F	R	MR	MS
CDC Alloy [Ⓢ]	2019	17	98	97	99	1	-0.1	63	43	87	F	F	R	R	MS
CDC Covert [Ⓢ]	2022	21	108	110	104	0	-0.4	62	40	86	G	G	R	R	S
CDC Credence [†] [Ⓢ]	2019	11	102	104	XX	1	-0.5	63	42	92	F	F	R	MR	MS
CDC Defy [Ⓢ]	2021	18	105	106	102	0	-1.0	63	42	90	G	F	R	I	MS
CDC Dynamic [†] [Ⓢ]	2018	14	94	94	94	0	0.4	62	43	88	F	G	R	MR	MS
CDC Flare	2021	11	104	99	XX	0	-0.6	62	44	86	VG	P	R	MR	MS
CDC Fortitude [†] [Ⓢ]	2015	26	103	103	103	1	-0.8	63	45	83	F	F	R	R	MS
CDC Vantta [Ⓢ] *	2023	12	101	XX	99	4	-0.7	62	42	76	VG	G	R	R	MS
Transcend [Ⓢ]	2022	55	101	102	99	1	0.2	62	42	92	F	G	R	R	MS

Remarks: For explanations on data summarization methods, abbreviations and other pertinent information, please see the comments in the introduction to the regional variety trials. Errors were discovered in calculations of historical sprouting ratings; corrected sprouting ratings are now reported. Generally, durum wheat is best adapted to southern Alberta. Outside of this area, durum tends to be late maturing and often subject to quality loss. Durum varieties are generally more susceptible to Fusarium Head Blight than CWRS wheat varieties. AAC Grainland, AAC Stronghold, CDC Fortitude and AAC Weyburn VB have a solid stem that confers resistance to the wheat stem sawfly. VB - designates a varietal blend to preserve the Sm1 orange wheat blossom midge tolerance gene. CDC Flare is tolerant to the Clearfield herbicides Adrenalin SC and Altitude FX. New registrations and insufficient data to describe: CDC Evident (DT1020). [Ⓢ] = PBR Protection under UPOV 78, [Ⓢ] = PBR protection under UPOV 91, and [Ⓢ]* = PBR application filed and subject to provisional protection. XX - Insufficient data to describe. [†] Flagged for possible removal in 2025.

CANADA WESTERN HARD WHITE SPRING WHEAT

Variety	Most Recent Year of Testing	Overall Station Years of Testing	Over-all Yield	Yield Category (% AAC Brandon)		Agronomic Characteristics:								Disease Tolerance:		
				Low < 77 (bu/ac)	High ≥ 77 (bu/ac)	Maturity Rating (Days +/- AAC Brandon)	Protein (%)	Test Weight (lb/bu)	TKW (g)	Height (cm)	Awns (Y/N)	Resistance to:		Bunt	Stripe Rust	FHB
				Lodging	Sprouting											
Yield and agronomic data only directly comparable to AAC Brandon																
AAC Brandon (bu/ac)			77	59	96											
AAC Brandon - check ☞	2023	98	100	100	100	104	14.0	63	39	84	Y	G	P	S	MR	MR
AAC Cirrus ☺	2019	37	93	91	96	0	-0.2	62	42	91	Y	G	F	I	MR	I
AAC Iceberg ☞	2014	37	90	XX	XX	-1	-0.6	63	46	102	Y	G	F	R	S	I
AAC Tomkins ☺*	2023	31	89	82	94	0	0.1	62	37	87	Y	VG	F	MR	MS	I
AAC Whitehead VB ☺	2023	31	102	95	107	0	-0.7	62	41	84	Y	VG	F	R	MR	I

Remarks: For explanations on data summarization methods, abbreviations and other pertinent information, please see the comments in the introduction to the regional variety trials. Errors were discovered in calculations of historical sprouting ratings; corrected sprouting ratings are now reported. Fusarium Head Blight (FHB) infection is highly influenced by the environment and heading date. Under high levels of FHB all varieties will sustain damage. Moderately Resistant (MR) and Resistant (R) ratings for FHB do not equate to immunity. Varieties rated Intermediate (I) to Susceptible (S) for bunt should be treated with a systemic seed treatment to reduce the potential for infection. VB - designates a varietal blend to preserve the Sm1 orange wheat blossom midge tolerance gene. ☞ = PBR Protection under UPOV 78, ☺ = PBR protection under UPOV 91, and ☺* = PBR application filed and subject to provisional protection. XX - Insufficient data to describe.

CANADA WESTERN RED SPRING WHEAT

Variety	Most Recent Year of Testing	Overall Station Years of Testing	Yield Category (% AAC Brandon)			Maturity Rating (Days +/- AAC Brandon)	Agronomic Characteristics:							Disease Tolerance:		
			Over-all Yield	Low < 77 (bu/ac)	High ≥ 77 (bu/ac)		Protein (%)	Test Weight (lb/bu)	TKW (g)	Height (cm)	Awns (Y/N)	Resistance to:		Bunt	Stripe Rust	FHB
												Lodg-ing	Sprout-ing			
Yield and agronomic data only directly comparable to AAC Brandon																
AAC Brandon (bu/ac)			78	59	96											
AAC Brandon - check ☼	2023	134	100	100	100	104	14.0	63	39	84	Y	G	P	S	MR	MR
AAC Broadacres VB ☼	2021	30	105	103	106	0	-0.7	63	40	86	Y	VG	F	R	MR	I
AAC Connery ☼	2016	24	97	93	106	-1	0.2	62	40	88	N	VG	G	I	R	MR
AAC Dutton VB ☼*	2023	28	98	95	101	-1	-0.4	62	37	86	Y	G	F	R	MR	MR
AAC Elie ☼	2020	15	103	105	100	0	-0.5	64	39	84	Y	G	F	I	MR	I
AAC Hassler ☼*	2023	32	93	89	96	-2	0.7	62	37	91	Y	P	P	MS	R	I
AAC Hockley ☼*	2023	31	99	95	103	1	0.1	64	35	83	Y	VG	F	R	R	MR
AAC Hodge VB ☼	2022	31	103	101	105	-1	-0.3	63	37	91	Y	G	P	R	R	MR
AAC LeRoy VB ☼	2021	29	100	101	99	0	-0.2	63	39	88	Y	G	G	I	MR	MR
AAC Magnet ☼	2020	36	93	94	93	-2	0.0	63	40	90	Y	VG	P	S	I	MR
AAC Redberry ☼	2017	37	94	94	94	-3	-0.3	63	41	90	Y	F	VG	I	R	I
AAC Redstar ☼	2022	31	96	92	101	-2	0.0	63	36	90	Y	VG	G	MR	MR	MR
AAC Russell VB ☼	2021	30	104	103	104	-1	-0.2	63	39	87	Y	G	F	MR	R	MR
AAC Starbuck VB ☼	2020	36	103	104	102	0	-0.2	63	39	87	Y	F	F	S	MR	MR
AAC Tisdale + ☼	2017	37	94	94	94	-1	0.6	63	42	93	Y	F	F	MR	S	MR
AAC Viewfield ☼	2023	78	102	99	105	0	-0.3	63	36	79	Y	VG	G	MR	R	I
AAC Warman VB + ☼	2020	36	94	93	94	-1	-0.4	63	38	99	Y	P	F	S	MS	MR
AAC Wheatland VB ☼	2020	36	104	104	104	0	-0.5	63	40	86	Y	VG	VG	MR	I	I
Carberry+ ☼	2021	59	94	92	95	0	0.1	63	39	84	Y	VG	F	R	MR	MR
CDC Abound + ☼	2010	88	101	100	105	-1	-0.1	63	40	87	Y	G	F	I	MS	S
CDC Adamant VB ☼	2018	37	98	98	97	-1	-0.2	63	39	88	Y	P	F	S	MS	I
CDC Envy ☼*	2023	28	98	93	102	-2	-0.4	62	39	86	Y	F	G	R	MR	I
CDC Hughes VB + ☼	2018	37	96	96	96	-1	-0.2	63	44	87	Y	G	G	MS	I	I
CDC Landmark VB ☼	2019	50	99	98	100	-1	-0.2	63	43	88	Y	G	G	MS	MR	I
CDC Ortona ☼	2020	36	99	98	100	-1	-0.4	63	35	93	N	G	VG	S	R	I
CDC Pilar CLPlus ☼*	2021	30	98	98	98	-1	-0.5	62	38	78	Y	VG	VG	MR	MS	I
CDC Plentiful + ☼	2014	41	92	XX	XX	-2	-0.2	64	35	94	N	G	F	I	MR	MR
CDC Silas ☼*	2022	31	99	97	101	0	-0.2	62	36	87	Y	F	F	MS	I	I
CDC SKRush ☼*	2022	31	100	97	104	-1	-0.1	63	33	93	Y	F	P	I	MR	MR
CDC Succession CLPlus VB ☼*	2021	30	101	102	101	0	-0.4	62	41	86	Y	VG	G	S	I	MS
Ellerslie ☼	2021	30	99	96	103	-1	-0.2	61	35	90	N	VG	F	S	R	I
Jake ☼	2020	36	94	93	96	-2	0.6	63	37	93	Y	F	F	MR	R	MS
Parata ☼	2019	37	87	86	88	-4	0.2	63	39	94	Y	F	F	S	MR	I
Rednet ☼	2022	43	97	94	100	0	0.1	64	37	97	Y	F	F	S	R	MR
Sheba + ☼	2021	30	96	91	100	-1	-0.5	63	36	94	N	G	G	MR	R	I
Stettler ☼	2020	90	97	98	97	0	0.1	63	38	92	Y	F	G	MR	MR	MS
SY Brawn VB ☼	2021	30	99	95	102	-1	-0.1	62	35	91	Y	G	G	MR	I	I
SY Cast ☼*	2021	30	98	97	99	-1	0.4	62	39	83	Y	VG	G	R	R	I
SY Crossite ☼	2021	30	100	101	99	-1	-0.3	62	40	90	Y	G	G	MS	R	MR
SY Gabbro ☼	2021	41	99	98	100	-1	0.0	62	40	90	Y	VG	F	I	I	MR
SY Manness ☼	2022	31	98	94	103	-1	-0.4	62	33	81	Y	VG	G	S	I	I
SY Torach ☼	2021	30	99	97	101	0	0.4	63	33	80	Y	VG	P	MS	MS	MR
Thorsby ☼	2015	43	92	XX	XX	-2	-0.5	64	38	87	N	G	F	S	R	I
Tracker ☼	2020	36	94	93	95	-2	0.0	63	35	90	N	F	F	S	R	I

Remarks: For explanations on data summarization methods, abbreviations and other pertinent information, please see the comments in the introduction to the Regional Variety Trials. Errors were discovered in calculations of historical sprouting ratings; corrected sprouting ratings are now reported. Fusarium Head Blight (FHB) infection is highly influenced by the environment and heading date. Under high levels of FHB all varieties will sustain damage. Moderately Resistant (MR) and Resistant (R) ratings for FHB do not equate to immunity. Varieties rated Intermediate (I) to Susceptible (S) for bunt should be treated with a systemic seed treatment to reduce the potential for infection. CDC Adamant VB, CDC Landmark VB and CDC Hughes VB have a semi-solid stem that confers resistance to the wheat stem sawfly. CDC Abound, CDC Pilar CLPlus, and CDC Succession CLPlus VB are tolerant to the CLEARFIELD® herbicides Adrenalin SC and Altitude FX. VB - designates a varietal blend to preserve the Sm1 orange wheat blossom midge tolerance gene. New registrations and insufficient data to describe: AAC Darby VB (PT495), AAC Walker VB (BW1116), AAC Westking (BW5090), Donalds (BW5065), and AAC Spike (PT4002). ☼ = PBR Protection under UPOV 78, ☼ = PBR protection under UPOV 91, and ☼* = PBR application filed and subject to provisional protection. XX - Insufficient data to describe. + Flagged for possible removal in 2025.

CANADA WESTERN RED WINTER WHEAT

Variety	Most Recent Year of Testing	Overall Station Years of Testing	Overall Yield (bu/ac)	Yield Category (% Radiant)		Agronomic Characteristics:							Disease Tolerance:				
				Low <80 (bu/ac)	High >80 (bu/ac)	Winter Survival	Maturity (d)	Protein (%)	Test Weight (lb/bu)	TKW (g)	Height (cm)	Resistance to Lodging	Stripe Rust	Leaf Rust	Stem Rust	Bunt	FHB
Yield and agronomic data only directly comparable to Radiant																	
Radiant (bu/ac)			76	61	95												
Radiant	2023	283	100	100	100	VG	219	12	63	35	89	VG	S	S	S	S	S
AAC Coldfront ☼	2023	31	111	111	110	VG	0	0.4	64	34	83	VG	R	R	R	S	I
AAC Gateway ☼	2023	111	99	96	101	F	-2	1.0	63	33	76	VG	MR	I	MR	S	I
AAC Goldrush ☼	2021	55	101	99	103	VG	-2	0.5	63	35	85	G	I	R	MR	S	I
AAC Network ☼	2023	54	104	103	106	G	1	0.7	63	32	77	G	R	MR	R	MR	I
AAC Overdrive ☼	2023	21	108	106	111	VG	-3	0.6	62	31	80	VG	R	MR	R	R	MR
AAC Vortex ☼	2023	46	105	107	101	VG	-1	0.6	63	35	84	VG	R	R	R	S	MR
AAC Wildfire ☼	2023	79	112	115	109	VG	2	0.2	63	38	85	G	MR	I	S	MR	MR
Emerson † ☼	2016	101	97	98	97	G	0	0.7	64	30	86	VG	MR	I	R	S	R
CANADA WESTERN SPECIAL PURPOSE																	
Yield and agronomic data only directly comparable to Radiant																	
AAC Icefield ☼	2021	72	103	99	106	F	0	-0.5	63	33	79	G	MR	MR	R	MS	S
Pintail	2016	79	108	106	110	VG	0	-1.4	61	29	88	F	MR	MS	MS	S	S

Remarks: For explanations on data summarization methods, abbreviations and other pertinent information, please see the comments at the beginning of this publication. Winter wheat can be grown successfully in all areas of Alberta if seeded into standing stubble within the optimal seeding date period (generally before Sept. 15) and if there is adequate snowfall. The long term average maturity for Radiant is 219 days after Jan. 1 (Aug. 8) and is considered to be late maturing. Fusarium head blight infection may be reduced if varieties with Intermediate (I) resistance or better are used and when recommended seeding dates are followed. Radiant has tolerance to the wheat curl mite, the vector for Wheat Streak Mosaic Virus. To preserve the effectiveness of the wheat curl mite tolerance gene, agronomic practices that eliminate the "green bridge" of plant material that serves as a reservoir for mites should be followed whenever possible. Fields in southern Alberta should be inspected in the fall for infestation by Russian wheat aphid, as it may reduce winter survival. AAC Wildfire expresses tolerance to some biotypes of Russian wheat aphid. Radiant and AAC Wildfire express bronze chaff at maturity. AAC Icefield, is now classified as a Canada Western Special Purpose winter wheat. AAC Icefield expresses high milling yield of very white flour and good gluten strength at lower protein concentrations that may be of interest in some niche markets. Pintail has an awnless head which may improve palatability when harvested for forage or silage. *Limited AAC Overdrive (W614) Alberta RVT data is available with the balance of site years being generated from Alberta registration data. ☼ = PBR Protection under UPOV 78, ☼* = PBR protection under UPOV 91, and † = PBR application filed and subject to provisional protection. † Flagged for possible removal in 2025.

CANADA WESTERN SPECIAL PURPOSE WHEAT

Variety	Most Recent Year of Testing	Overall Station Years of Testing	Yield Category (% AAC Brandon)			Agronomic Characteristics:							Disease Tolerance:			
			Overall Yield	Low <77 (bu/ac)	High ≥ 77 (bu/ac)	Relative Maturity (Days +/- AAC Brandon)	Protein (%)	Test Weight (lb/bu)	TKW (g)	Height (cm)	Awns (Y/N)	Resistance to:		Bunt	Stripe Rust	FHB
Yield and agronomic data only directly comparable to AAC Brandon																
AAC Brandon (bu/ac)			83	52	94											
AAC Brandon ☼	2023	52	100	100	100	104	14.0	63	39	84	Y	G	P	S	MR	MR
AAC Awesome VB ☼	2018	37	128	124	129	0	-2.5	62	44	92	Y	G	P	I	R	I
Alderon	2018	37	128	116	131	4	-2.8	58	41	81	N	VG	F	MS	MR	MS
Pasteur	2023	52	119	113	120	3	-2.4	63	39	86	N	VG	G	S	MR	I
Sparrow VB †	2018	37	128	122	130	4	-2.6	60	41	85	N	VG	G	I	MR	MR
WPB Whistler †☼	2021	27	120	113	122	3	-2.6	60	40	78	N	VG	F	I	R	MS

Remarks: For explanations on data summarization methods, abbreviations and other pertinent information, please see the comments in the introduction to the regional variety trials. Errors were discovered in calculations of historical sprouting ratings; corrected sprouting ratings are now reported. Fusarium Head Blight (FHB) infection is highly influenced by the environment and heading date. Under high levels of FHB all varieties will sustain damage. Moderately Resistant (MR) and Resistant (R) ratings for FHB do not equate to immunity. Varieties rated Intermediate (I) to Susceptible (S) for bunt should be treated with a systemic seed treatment to reduce the potential for infection. WPB Whistler has solid stems which provides protection against the wheat stem sawfly. VB - designates a varietal blend to preserve the *Sm1* orange wheat blossom midge tolerance gene. New registrations and insufficient data to describe: Alotta§ (GP250). § = CGC grade assignment is TBA. ☼ = PBR Protection under UPOV 78 and ☼ = PBR protection under UPOV 91. † Flagged for possible removal in 2025.

CANADA WESTERN SOFT WHITE SPRING WHEAT

Variety	Most Recent Year of Testing	Overall Station Years of Testing	Yield Category (% AAC Brandon):			Agronomic Characteristics:								Disease Tolerance:		
			Over-all Yield	Low <77 (bu/ac)	High ≥77 (bu/ac)	Maturity Rating (Days +/- AAC Brandon)	Protein (%)	Test Weight (lb/bu)	TKW (g)	Height (cm)	Awns (Y/N)	Resistance to:		Bunt	Stripe Rust	FHB
												Lodg-ing	Sprout-ing			
Yield and agronomic data only directly comparable to AAC Brandon																
AAC Brandon (bu/ac)			82	54	93											
AAC Brandon	2023	71	100	100	100	104	14.0	63	39	84	Y	G	P	S	MR	MR
AAC Chiffon VB	2015	39	125	XX	XX	0	-3.5	62	46	97	Y	G	P	S	MR	S
AAC Paramount VB	2019	39	125	116	127	0	-3.0	61	41	89	Y	VG	P	S	R	MS
AC Andrew	2023	71	118	111	120	0	-3.0	62	40	85	Y	VG	P	S	I	I
Sadash VB	2019	39	125	118	127	0	-3.2	63	40	88	Y	VG	P	S	R	S

Remarks: For explanations on data summarization methods, abbreviations and other pertinent information, please see the comments in the introduction to the regional variety trials. Varieties rated Intermediate (I) to Susceptible (S) for bunt should be treated with a systemic seed treatment to reduce the potential for infection. VB - designates a varietal blend to preserve the Sm1 orange wheat blossom midge tolerance gene. Plant Breeders Rights: ☼ = PBR Protection under UPOV 78 and ☺ = PBR protection under UPOV 91. XX - Insufficient data to describe.